

PROJECT

DUTY FREE

DATE 1-7-13

PALLET RACKS AND STORAGE SHELVING

BY: GORDON
NTS


1
2
3
4
5
6
7
8
9
10
11
12
13
14
15
16
17
18
19
20
21
22
23
24
25
26
27
28
29
30
31
32
33
34
35

(3) BAYS 106" EACH
BOT. SHV.: 60" AFF 4000 LB
TOP SHV.: 100" AFF 4000 LB



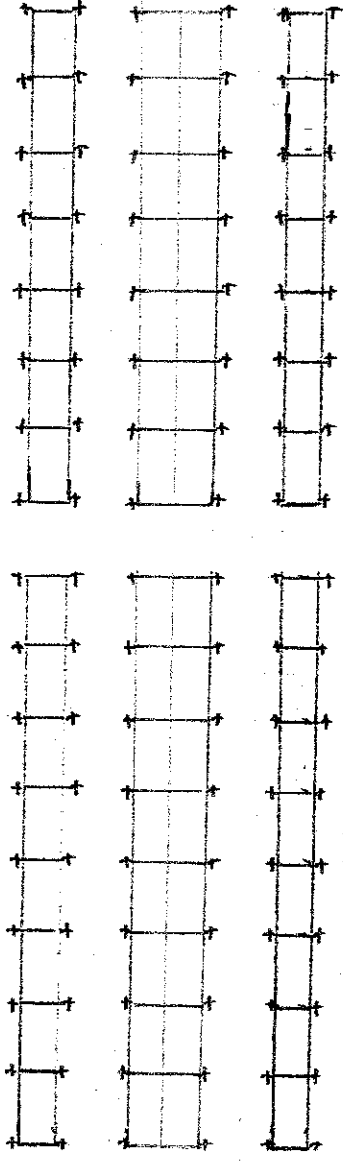
(4) 44" X 16' UPRIGHTS
STRONG-BOLT-2 (TYP.)

(5) BAYS 106" EACH
BOTTOM SHELF: 60" AFF 4,000 LB
TOP SHELF: 100" AFF 4,000 LB




(6)
(4) EA 48" X 16' UPRIGHTS
1/2" X 4-3/4" SIMPSON STRONG-BOLT-2

(60) 2' X 4' X 7'
STORAGE SHELVING
UNITS ANCHORED
USING 1/2" X 1/2" X 3"
ANGLE AND 3/8" X 3"
WEDGE ANCHORS



(10) 48" X 16' UPRIGHTS
(4) 1/2" X 4-3/4" SIMPSON STRONG-BOLT 2



(9) BAYS 106" EA.
BOTTOM SHELF: 60" AFF 4000 LB CAPACITY
TOP SHELF: 100" AFF 4000 LB CAPACITY

6" SOG W/ 6" X 6"
WELDED WIRE, PLACED
OVER NATIVE SOIL.